



**USER GUIDE TO FILL IN
THE TSICET– 2017
ONLINE APPLICATION
FORM**

USER GUIDE TO FILL IN THE ONLINE APPLICATION FORM FOR TSICET 2017

Before filling the Online Application Form, keep the **following mandatory details** ready to fill in the appropriate fields:

The Mandatory details are as follows:

S.NO.	DETAILS REQUIRED	DOCUMENT TO BE REFERRED
1.	TS Online/AP Online/e-Seva /Mee-Seva Center Transaction Id. (if payment is being made through TS Online / AP Online / e-Seva / Mee-Seva Center)	Receipt form from AP/TS Online / e-Seva / Citizen Services Center
2.	❖ Qualifying Examination appeared or passed ❖ Hall ticket Number of the Qualifying	Marks Memo / Hall Ticket Number of Degree or equivalent
3.	Date of Birth	Birth Certificate / SSC or Equivalent Certificate
4.	Hall Ticket Number of SSC or Equivalent	SSC or Equivalent Certificate
5.	Local Status	The local candidate certificate issued by MRO or Competent Authority
6.	Income of Parents (Income less than Rs. 2.0 lakhs or more than Rs. 2.0 lakhs)	The Income certificate issued by MRO / Competent Authority
7.	Category (SC, ST, BC etc.)	The Caste Certificate issued by the MRO / Competent Authority
8.	Special Category (NCC, PH, Sports, CAP, etc.)	The Certificate issued by Competent Authority

1. On your Internet Browser (preferably Internet Explorer version 6.0 and above) type the website address icet.tsche.ac.in, press **ENTER** button and you will see the following screen displayed on the computer screen.

TSICET - 2017
 Conducted by Kakatiya University, Warangal (on behalf of TSICET)
 (Accredited with "A" Grade by NAAC)

ADMINISTRATIVE BLOCK

HOME ABOUT US COURSES [Apply Online](#) ELIGIBILITY USER GUIDE CET COMMITTEE CONTACT US

"Online application Process Commence from 14-03-2017"

TSICET-2017 (Telangana State Integrated Common Entrance Test -TSICET) is for admission into B.B.A. and M.C.A. courses of all the Universities in Telangana State and their affiliated colleges for the academic year 2017-18. This test is being conducted by Kakatiya University Warangal on behalf of Telangana State Council of Higher Education, Hyderabad. Kakatiya University has successfully conducted ICET in 2005, 2006, 2012, 2013, 2014 and TSICET-2015, 2016.
 We welcome you to the web site of TSICET-2017 and wishing you all the best.

Prof. K.OMPRAKASH
 Convener, TSICET-2017
 University College of Commerce & Business Management,
 Wajirapuram, Kakatiya University,
 Warangal-506005(T.S.)

Information

- ▶ Notifications
- ▶ Schedule of TSICET - 2017
- ▶ Important Instructions
- ▶ Frequently Asked Questions
- ▶ Syllabus & Test Pattern

Application

- ▶ View/Print Submitted Application Form
- ▶ Apply Online

Help desk

- ▶ Payment Center
- ▶ Contacts

Date & Time of Examination :
 10-05-2017 Thursday
 10:00 AM to 12:30 PM

Fee : Rs.250/- for SC/ST Candidates
 Rs.250/- for Other Candidates

Last date for Online submission & Registration without late fee : 16-04-2017

(A) Late Fee of Rs.500/- : 24-04-2017

(B) Late Fee of Rs.2,000/- : 02-05-2017

(C) Late Fee of Rs.3,000/- : 05-05-2017

(D) Late Fee of Rs.5,000/- : 12-05-2017

NEWS

TSICET Exam Date: 10th May 2017.
 Submission & Registration of Online Application Start From 14-03-2017.
 Application Forms will be accepted through On line only.
 Payment can be made through TS Online / AP Online &...
 Payment can be made through Credit Card, Debit Card...

© Copyright TSICET-2017. All Rights Reserved. [Refund & Cancellation Policy](#) | [Disclaimers](#) | [Terms & Conditions](#) | [Privacy Policy](#)

2. (a) Click on the **“APPLY ONLINE”** field as shown encircled below.



3. The following **“Registration Fee Payment Procedure”** Web Page will appear on the screen:

Registration Fee Payment Procedure

TS Online / AP Online / mee Seva (e-Seva)

1. Visit any of the TS Online / AP Online / mee Seva (e-Seva) centers with the following mandatory details:
 - ▶ Hall Ticket number of the Qualifying Examination
 - ▶ Name of the Candidate
 - ▶ Candidate's Father Name
 - ▶ Date of Birth of the Candidate
 - ▶ Hall Ticket number of S.S.C(10th Class)
 - ▶ Mobile number.
2. Pay the requisite fee and Obtain a receipt for Registration fee paid and ensure that it contains a Transaction Id.
3. Logon to www.tsicet.org using the "Transaction Id" given above.

Debit / Credit card

OR

1. If you choose to make payment using Debit / Credit card mode, go through the instruction booklet / User Guide carefully and be ready with ALL the required mandatory details given below.
2. After entering the details above, Click on the " Make Payment " Button and proceed to fill the online application form.
3. During the payment process don't click the Back/Refresh buttons or don't close the browser page abruptly.
4. After successful payment through Debit/Credit Card, a "Transaction Id" is generated and displayed on the screen. Then proceed to fill the online application by clicking the button "Proceed to fill Online Application Form".

Click here if paid through TS Online / AP Online / mee Seva (e-Seva)

Click here to pay online using your Debit / Credit card

© Copyright TSICET-2017. All Rights Reserved. Refund & Cancellation Policy | Disclaimer | Terms & Conditions | Privacy Policy

4. In the above page, select the appropriate Registration Fee payment mode ([TS/AP Online](#) / [e-Seva](#) / [Mee Seva](#) or [Debit](#) / [Credit card](#))

(a) If the selected payment mode selected is [TS/AP Online](#) / [e-Seva](#) / [Mee Seva](#) follow the instructions given in the screenshot above of the **“Registration Fee Payment Procedure”** web page.

(b) Keep all the mandatory details ready required for filling in the Online Application form along with the Transaction Id. and click on the encircled **“Click here if paid through [TS/AP Online](#) / [e-Seva](#)/[Mee Seva](#)”** button below.

TSICET - 2017
Conducted by Kakatiya University, Warangal (on behalf of TSSTHA)
(Accredited with 'A' Grade by NAAC)

ADMINISTRATIVE BLOCK

HOME ABOUT US COURSES Apply Online ELIGIBILITY USER GUIDE CET COMMITTEE CONTACT US

Registration Fee Payment Procedure

TS Online / AP Online / mee Seva (e-Seva)

1. Visit any of the TS Online / AP Online / mee Seva (e-Seva) centers with the following mandatory details:
 - ▶ Hall Ticket number of the Qualifying Examination
 - ▶ Name of the Candidate
 - ▶ Candidate's Father Name
 - ▶ Date of Birth of the Candidate
 - ▶ Hall Ticket number of S.S.C(10th Class)
 - ▶ Mobile number
2. Pay the requisite fee and Obtain a receipt for Registration fee paid and ensure that it contains a Transaction Id.
3. Logon to [www.tsicet.org](#) using the "Transaction Id" given above.

Debit / Credit card

OR

1. If you choose to make payment using Debit/ Credit card mode, go through the instruction booklet / User Guide carefully and be ready with ALL the required mandatory details given below.
2. After entering the details above, Click on the " Make Payment " Button and proceed to fill the online application form.
3. During the payment process don't click the Back/Refresh buttons or don't close the browser page abruptly.
4. After successful payment through Debit/Credit Card, a "Transaction Id" is generated and displayed on the screen. Then proceed to fill the online application by clicking the button "Proceed to fill Online Application Form".

Click here if paid through TS Online / AP Online / mee Seva (e-Seva)

Click here to pay online using your Debit / Credit card

© Copyright TSICET-2017. All Rights Reserved. Refund & Cancellation Policy | Disclaimer | Terms & Conditions | Privacy Policy

5. After clicking the above button, the following **“Payment Verification”** web page will appear. Fill in all the details in the respective fields and Click on the encircled button **“Proceed to Online Application form filling”**.

TSICET - 2017
Conducted by Kakatiya University, Warangal (on behalf of TSSEHE)
(Accredited with 'A' Grade by NAAC)

ADMINISTRATIVE BLOCK

HOME ABOUT US COURSES Apply Online ELIGIBILITY USER GUIDE CET COMMITTEE CONTACT US

Payment Verification

If you have paid the Registration fee through TS Online / AP Online / e-Seva / Mee-Seva. Enter the following Information submitted at the TS Online / AP Online / e-Seva / Mee-Seva .

Payment Verification

Payment Through : TS Online / AP Online e-Seva / Mee-Seva

TS Online/AP-Online Application No :

e-Seva / Mee-Seva Transaction Id :

Candidate's Name :

Mobile Number :

Date of Birth : Day : Month : Year :

[Proceed to Online Application Form Filling](#)

© Copyright TSICET-2017. All Rights Reserved. Refund & Cancellation Policy | Disclaimer | Terms & Conditions | Privacy Policy

For example, refer the **“Payment Verification”** page with the details entered

TSICET - 2017
Conducted by Kakatiya University, Warangal (on behalf of TSSEHE)
(Accredited with 'A' Grade by NAAC)

ADMINISTRATIVE BLOCK

HOME ABOUT US COURSES Apply Online ELIGIBILITY USER GUIDE CET COMMITTEE CONTACT US

Payment Verification

If you have paid the Registration fee through TS Online / AP Online / e-Seva / Mee-Seva, Enter the following Information submitted at the TS Online / AP Online / e-Seva / Mee-Seva .

Payment Verification

Payment Through : TS Online / AP Online e-Seva / Mee-Seva

TS Online/AP-Online Application No : XCAV1234XVM

e-Seva / Mee-Seva Transaction Id :

Candidate's Name : M GOWTHAM ACHARYA

Mobile Number : 9247045045

Date of Birth : Day : 16 Month : 09 Year : 1988

Proceed to Online Application Form Filing

© Copyright TSICET-2017. All Rights Reserved. Refund & Cancellation Policy | Disclaimer | Terms & Conditions | Privacy Policy

After clicking the above button is clicked, it will proceed to the Step 7 where the Online Application Form will be displayed on the screen. Ignore Step 6 as it belongs to Debit card / Credit card payment mode.

6. If the payment selected mode is Debit card / Credit card, follow the instructions given in the above screenshot of the **Registration Fee Payment Procedure** web page and Click on the encircled box below:

TSICET - 2017
 Conducted by Kakatiya University, Warangal (on behalf of TSCEIE)
 (Accredited with "A" Grade by NAAC)

ADMINISTRATIVE BLOCK

HOME ABOUT US COURSES Apply Online ELIGIBILITY USER GUIDE CET COMMITTEE CONTACT US

Registration Fee Payment Procedure

TS Online / AP Online / mee Seva (e-Seva)

1. Visit any of the TS Online / AP Online / mee Seva (e-Seva) centers with the following mandatory details:
 - ▶ Hall Ticket number of the Qualifying Examination
 - ▶ Name of the Candidate
 - ▶ Candidate's Father Name
 - ▶ Date of Birth of the Candidate
 - ▶ Hall Ticket number of S.S.C.(10th Class)
 - ▶ Mobile number
2. Pay the requisite fee and Obtain a receipt for Registration fee paid and ensure that it contains a Transaction Id.
3. Logon to www.tsicet.org using the "Transaction Id" given above.

Debit / Credit card

OR

1. If you choose to make payment using Debit / Credit card mode, go through the Instruction booklet / User Guide carefully and be ready with ALL the required mandatory details given below .
2. After entering the details above, Click on the " Make Payment " Button and proceed to fill the online application form.
3. During the payment process don't click the Back/Refresh buttons or don't close the browser page abruptly.
4. After successful payment through Debit/Credit Card, a "Transaction Id" is generated and displayed on the screen. Then proceed to fill the online application by clicking the button "Proceed to fill Online Application Form".

Click here if paid through TS Online / AP Online / mee Seva (e-Seva)

Click here to pay online using your Debit / Credit card

© Copyright TSICET-2017. All Rights Reserved. Refund & Cancellation Policy | Disclaimer | Terms & Conditions | Privacy Policy

If the selected payment mode is through the **DEBIT / CREDIT CARD (PAYMENT GATEWAY)** the control will be navigated to the PAYMENT GATEWAY, for payment purpose. Once the payment is completed, the candidate will be automatically redirected to the icet.tsche.ac.in page to complete the Online Application Form with the required details.

(NOTE: During the Payment process, DO NOT click on Back / Refresh buttons or DO NOT close the Browser page abruptly.)

The following pages will be displayed during the Registration Fee Payment through Debit / Credit card and proceed to the **ONLINE APPLICATION FORM**.

Payment Gateway

Proceed To Pay the Fee Through Payment Gateway Using Credit Card / Debit Card

Note down the "Payment reference number" generated in the next screen before proceeding for payment and also note down the "Transaction Id" generated after successful payment. These two Ids are necessary for future correspondence.

Proceed To Verify and Fill Application Form if already paid through Credit Card / Debit Card

Note:- Click on above button if you are unable to fill application form after obtaining Transaction ID from Bank and unable to fill and submit application form successfully.

Select Proceed to Pay the Fee Through Payment Gateway Using Credit Card/Debit

Card. If already fee paid using Credit Card / Debit Card then select

Proceed to Verify and fill Application form if already paid through Credit Card / Debit Card.

Payment Through Credit Card / Debit Card page:

After entering the correct and mandatory details in the given below in the page of **Payment Through Credit card / Debit card** page given below, select the card type (VISA or MasterCard or Maestro) mentioned on the card and click the encircled button **Make Payment**. Be ready with the **Card related details (Card number, Expiry date / From date, Security Code / CVVnumber etc).**

HOME ABOUT US COURSES Apply Online ELIGIBILITY USER GUIDE CEE COMPUTE CONTACT US

Payment Through Credit Card/ Debit Card

If you have all required details of Credit Card/ Debit Card and all details for the application form enter the following details and click on Make Payment

Payment Gateway using Credit Card/ Debit Card

Payment Reference No:4CNV7821 (Please note this reference number before payment)

Qualifying Examinator Roll / Seat No: QY98BS12555

Candidate's Name: M.GOUTHAM ACHARY

Mobile Number: 9747045145

Date of Birth: 06 / 03 / 1976

Fee Amount: Rs. 250 - 0

Make Payment

© Copyright 1993 - 2015. All Rights Reserved. Return & Cancellation Policy Disclaimer Terms & Conditions Privacy Policy

The control will take you to the **BANK page** (eg: Citi Bank). Select the relevant card logo, it will proceed to the next page.

Enter the relevant details like Card Number, Expiry Date & Security Code and click the encircled button **PAY NOW**.

Credit Card Debit Card Debit Card + ATM PIN

Pay by Credit Card

VISA Mastercard

Card Number: 4386-2800-2358-7358

Expiration Date: 02 (Feb) 2028

CVV/ CVC: ***

Card Holder Name: GOUTHAM ACHARY M

Make Payment Cancel

Merchant Name: Telangana State Council of Higher Education

Payment Amount: ₹ 250.00

VISA everywhere you want to be

Powered by BillDesk

(NOTE: During the Payment process, DO NOT click on Back / Refresh buttons or DO NOT close the Browser page abruptly, instead maintain patience as prompted on the screen)

Apply Online

Important : Read the User guide thoroughly before filling the Online Application

1. Candidate Details (As per SSC or Equivalent Examination) Candidate's Name: <input type="text" value="XXXXX IAS ASSISTANT MINISTER A"/> Father's Name: <input type="text" value="VITTALACHARY"/> Mother's Name: <input type="text" value="KAVALAMMA"/> Date of Birth: Day: <input type="text" value="06"/> Month: <input type="text" value="03"/> Year: <input type="text" value="1972"/> Gender: <input checked="" type="radio"/> Male <input type="radio"/> Female Identification Marks: 1) <input type="text" value="A MOLE ON THE LEFT LEG ANGLE"/> 2) <input type="text" value="A MOLE ON THE RIGHT HAND"/> Birth State: <input type="text" value="TELANGANA"/> Birth District: <input type="text" value="HYDERABAD"/> Aadhar Card Number: <input type="text" value="215450154300"/> Enrollment No.: <input type="text"/>	2. Qualifying Examination <input checked="" type="radio"/> S.A. <input type="radio"/> P.A. <input type="radio"/> S.Com. <input type="radio"/> SBM <input type="radio"/> TCA <input type="radio"/> B. Tech/B.E. <input type="radio"/> Other Degree: <input type="radio"/> Appearing <input checked="" type="radio"/> Passed Year of Passing: <input type="text" value="-- Select --"/> Full Ticket No. of Qualifying Exam: <input type="text"/> Percentage of Marks: <input type="text" value=""/> % For Open Category minimum 50% For Reserved Categories minimum 45% Place of Study of Degree or Equivalent: <input type="radio"/> Urban <input checked="" type="radio"/> Rural		
3. Choice of Regional Center for Entrance Test <input type="text" value="12-Hyderabad"/>	4. Category <input type="radio"/> O.C. <input type="radio"/> BC-A <input type="radio"/> BC-B <input type="radio"/> BC-C <input type="radio"/> BC-D <input type="radio"/> BC <input type="radio"/> ST	5. Local Area <input type="radio"/> AL <input type="radio"/> DU <input type="radio"/> SVL <input type="radio"/> Non-Local	6. SSC or Equivalent (10th Class) SSC Board: <input type="text" value="AP SSC - Regular"/> Full Ticket No: <input type="text" value="2154682104"/> Month and Year of Passing: <input type="text" value="05"/> <input type="text" value="1992"/> SSC Place of Study: <input type="radio"/> Urban <input checked="" type="radio"/> Rural
7. Minority Community <input checked="" type="radio"/> Non-Minority <input type="radio"/> Minority	8. Special Category <input type="radio"/> PH <input type="radio"/> NCC <input type="radio"/> MLI <input type="radio"/> HI <input type="radio"/> OBI <input type="radio"/> OAP <input type="radio"/> Sports	9. Annual Personal Income in Rupees <input type="radio"/> Below one Lakh <input type="radio"/> Between one Lakh and two Lakhs <input type="radio"/> More than two Lakhs	
10. Address for Correspondence Home No. (or) PO: <input type="text" value="7-3-229/678"/> Street / Locality / Village: <input type="text" value="AMEERPET"/> Mandal / Town / City: <input type="text" value="PANJAGUTTA"/> District: <input type="text" value="HYDERABAD"/> Pin Code: <input type="text" value="500022"/> State: <input type="text" value="TELANGANA"/> Mobile Number: <input type="text" value="9247045045"/> Landline with NRI Code: <input type="text" value="04023830030"/> E-mail: <input type="text" value="qudham@xyz@mail.com"/>	11. Intermediate/Degree Do you have Intermediate (Inter) (0-2) or Degree? <input checked="" type="radio"/> Yes <input type="radio"/> No Inter (0+2) Place of Study: <input type="radio"/> Urban <input checked="" type="radio"/> Rural	12. Photo & Signature <div style="text-align: center;">  <input type="button" value="Select File"/> </div> <div style="text-align: center;">  <input type="button" value="Select File"/> </div>	
13. Help Line Centre for Certificate Verification & Options Entry at the time of Admissions Help Line Centre: <input type="text" value="HYDERABAD, HYDERABAD District"/>			
14. Declaration <p>I have carefully gone through the instruction booklet and I am conversant and shall abide by the eligibility conditions and other regulations to be satisfied for appearing at the entrance test and admission into any course prescribed. Further, I assure that I will not involve in any malpractice or illegal activity in the entrance test. In case, I have furnished any false information or involved in any malpractice or illegal activity, I know that, I am liable for criminal action as per the existing law.</p> <p style="text-align: center;"><input checked="" type="checkbox"/> I accept the Terms & Conditions.</p> <p style="text-align: center;"><input type="button" value="Submit"/></p>			

Item No. 1: Candidate Details:

For example, **Candidate's Name** is GOUTHAM ACHARY MUNIGALA, **Father's Name** is VITTALACHARY, **Mother's Name** is KAMALAMMA **Date of Birth** is 06-03-1976, **Gender** is Male and **Identification Marks:** 1)A Mole on Left leg Angle 2) A Mole on Right Hand.

* Enter the **Candidate's Name**

* Enter the **Father's Name**

* Select the correct **Date of Birth (as per your SSC (10th Class) or equivalent records)** from drop down boxes **Date, Month and Year** respectively.

* Choose the radio button **Male or Female** for **Gender**

*Enter the **Identification Marks.**



1. Candidate Details (as per SSC or Equivalent Examination)

Candidate's Name : GOUTHAM ACHARY MUNIGALA

Father's Name : VITTALACHARY

Mother's Name : KAMALAMMA

Date of Birth : Day : 06 ▼ Month : 03 ▼ Year : 1976 ▼

Gender : Male Female

Identification Marks : 1) A MOLE ON THE LEFT LEG ANGLE
2) A MOLE ON THE RIGHT HAND

Birth State : TELANGANA ▼

Birth District : HYDERABAD ▼

Aadhar Card Number/
Enrollment No. : 2515458854300

Item No. 2: Qualifying Examination

For example, **Qualifying Examination** is B.Sc, **Passed and Year of Passing** is 1997, **Hall Ticket No of Qualifying Exam** is BS97A25164 **Percentage of Marks** is 65.00%, **Place of Study of Degree** is Rural.

2. Qualifying Examination

B.A. Appearing
 Passed

B.Sc. Year of Passing

B.Com. Hall Ticket No. of Qualifying Exam.

BBM Percentage of Marks %

BCA For Open Category minimum 50%.
For Reserved Categories minimum 45%.

B.Tech/B.E. Place of Study of Degree or Equivalent Urban
 Rural

Other Degree

Item No. 3: Choice of Regional Center of Entrance Test .

For example, **Choice of Regional Center for Entrance Test** is Hyderabad then select the Center from dropdown box.

3. Choice of Regional Center for Entrance Test

Item No. 4: Category:

Select the relevant Radio button corresponding to the **Category** that the candidate belongs to as per the Caste certificate.

For example, if you belong to **BC-B Category**, select the radio button as shown in the image.



Item No. 5: Local Area Status:

Select the **Local Area** you belong:

* **AU : Andhra University**

* **OU : Osmania University**

* **SVU : Sri Venkateswara University**

* **Non Local** : **As per the Non Local conditions mentioned in the Instruction booklet**

For example, if you belong to **Osmania University (OU)**, please refer to the image shown below:



Item No. 5: SSC or Equivalent(10th Class)

* Select the **Board**

* Enter the **Hall Ticket No.**

* Select the **Month and Year of Passing**

* Select the **Urban / Rural**

6. SSC or Equivalent (10th Class)

SSC Board
AP SSC - Regular ▼

Hall Ticket No.
2154685464

Month and Year of Passing
05 ▼ 1992 ▼

SSC Place of Study
 Urban
 Rural

Item No.7: Non-Minority / Minority:

Select the **Non-Minority**, if you do not belong to the Minority community. Otherwise, if you belong to a Minority community, then select the **Minority** radio button and using the drop down box, select the relevant Minority community you belong to.

For example, your option is **Non-Minority** as shown below:

7. Minority Community.

Non-Minority

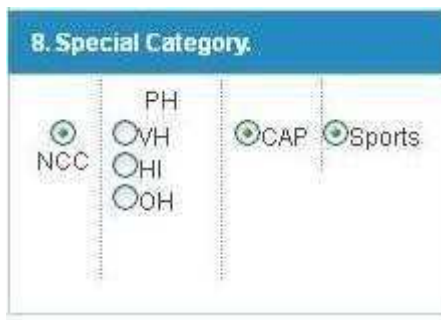
Minority

Item No. 8: Special Category:

If you belong to the **Special Category** mentioned in the categories given, select the corresponding radio button.

- * NCC
- * PH - Physically Handicapped
- * CAP - Children of Armed Personnel
- * Sports
- * VH - Visually Handicapped
- * HI - Hearing Impaired
- * OH - Orthopaedically Handicapped

For example, if you belong to the special category, **NCC**, and you are a **Children of Armed Person (CAP)** and a **Sports** Person.



8. Special Category

NCC

PH

VH

HI

OH

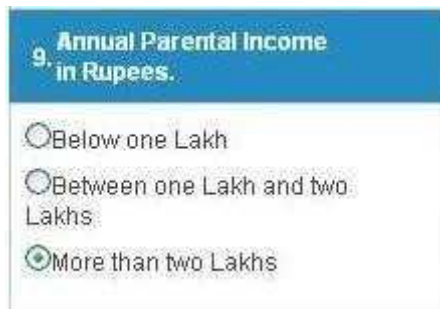
CAP

Sports

Item No.9: Annual Income of the Parent:

Select the option from the two options given regarding the “**Annual Income of the Parent**”.

For example, if your Parental Income is “**More than Two Lakhs**”, refer the image shown below:



9. Annual Parental Income in Rupees.

Below one Lakh

Between one Lakh and two Lakhs

More than two Lakhs

Item No.10: Address for Correspondence:

Provide the **House No. or C/o.; Village / Street / Locality; Mandal / Town / City; District; State, Pin Code; Contact Telephone Number (Mobile); Telephone Number (Landline)** and **Email**.

For example, your address is **House No. / C/o.**, 7-3-228/678 , **Village / Street / Locality** is AMEERPET **Mandal / Town / City** is PANJAGUTTA, **District** is Hyderabad, **State** is Andhra Pradesh, **Pin Code:** 500082, **Contact Telephone Number (Mobile):** 9247045045, **Telephone Number (Landline):** 0840 23830030 and **Email** is goutham@xyzmail.com, refer the image shown.

10. Address for Correspondence	
House No. (or) C/o :	7-3-228/678
Street / Locality / Village :	AMEERPET
Mandal / Town / City :	PANJAGUTTA
District :	HYDERABAD
Pin Code :	500082
State :	TELANGANA
Mobile Number :	9247045045
Land line with STD Code :	04023830030
E-mail :	goutham@xyzmail.com

Item No.11: Intermediate /Degree

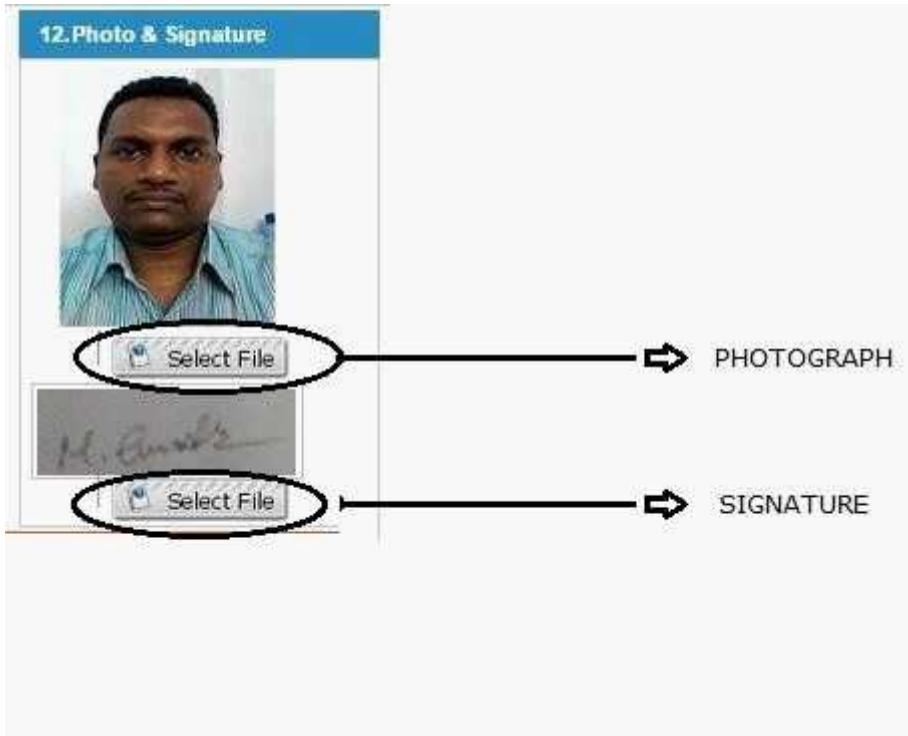
If you studied Mathematic in 10+2 or Degree then select Yes otherwise No. Select Place of Study.

11. Intermediate/Degree
Do you have Mathematics in Inter(10+2) or Degree
<input checked="" type="radio"/> Yes <input type="radio"/> No
Inter(10+2) Place of Study
<input type="radio"/> Urban
<input checked="" type="radio"/> Rural


Item No.12: Photo & Signature

You have to click button **“Select file”** to upload the photograph file. The photograph file should be in the .jpg file format and the **size should be less than 30 KB**.

To upload the **Signature** Press the button **“Select file”** and ensure that the Signature’s file format should be .jpg format and **the size has to be less than 15 KB**.



For example, **photo** and **signature** can be uploaded by clicking on the encircled buttons of “**Select file**” as shown below. Later, browse for the **photo** and **signature** files available on your computer system of prescribed file sizes respectively.



After furnishing **ALL** the required data and correct particulars, **verify thoroughly** the details and **go through** the **Declaration** at the end of the page. Select the check box encircled against – “**I accept the Terms & Conditions**” if you are done with Online Application Form filling. Then, press the encircled **Submit** button to proceed to the next page. In case you have not completed the application form, **red flag alerts** on each field will flash (as shown below), which need to be properly completed. If all the details are furnished, then the screen will change to the next page after the **Submit** button is pressed



Apply Online

Important : Read the User guide thoroughly before filling the application

1. Candidate Details (as per SSC or Equivalent Examination)			
Candidate's Name :		Enter Candidate Name. Special characters are not allowed.	
Father's Name :		Enter Father Name. Special characters are not allowed.	
Mother's Name :		Enter Mother Name. Special characters are not allowed.	
Date of Birth : Day : <input type="text"/> Month : <input type="text"/> Year : <input type="text"/>		OB.Com. Hall Ticket No. of Qualifying Exam. <input type="text"/>	
Gender : <input type="radio"/> Male <input type="radio"/> Female		OB.M. Percentage of Marks : <input type="text"/> %	
Identification Marks : 1) <input type="text"/>		OB.CA. For Open Category minimum 50% For Other Categories minimum 45%.	
2) <input type="text"/>		Enter Identification Marks. Special characters are not allowed.	
2. Choice of Regional Center for Entrance Test		3. Special Category	
Select Reservation Category : <input type="radio"/> OC <input type="radio"/> OBC-A <input type="radio"/> OBC-B <input type="radio"/> OBC-E		Select Special Category : <input type="radio"/> PH <input type="radio"/> OH <input type="radio"/> NCC <input type="radio"/> OOH <input type="radio"/> OCAF <input type="radio"/> Sports	
Select Regional Centre : <input type="text"/>		Annual Parental Income : <input type="radio"/> Below one Lakh <input type="radio"/> Between one Lakh and two Lakhs <input type="radio"/> More than two Lakhs	
7. Minority Community : <input type="radio"/> Non-Minority <input type="radio"/> Minority		8. Annual Parental Income : <input type="radio"/> Below one Lakh <input type="radio"/> Between one Lakh and two Lakhs <input type="radio"/> More than two Lakhs	
Select Minority Status : <input type="text"/>		9. SSC or Equivalent (10th Class) : <input type="text"/>	
10. Address for Correspondence		11. Photo & Signature	
House No. (or) Clo : <input type="text"/>		Photo : <input type="text"/> <input type="button" value="Select File"/>	
Street / Locality / Village : <input type="text"/>		Signature : <input type="text"/> <input type="button" value="Select File"/>	
Mandal / Town / City : <input type="text"/>		Enter Correct SSC Hall Ticket No. : <input type="text"/>	
District : <input type="text"/>		Enter Correct SSC Year : <input type="text"/>	
Pin Code : <input type="text"/>		Select SSC Study Place : <input type="radio"/> Urban <input type="radio"/> Rural	
State : <input type="text"/>		12. Declaration	
Mobile Number : <input type="text"/>		I have carefully gone through the instruction booklet and I am conversant and shall abide by the eligibility conditions and other regulations to be satisfied for appearing at the entrance test and admission into any course prescribed. Further, I assure that I will not involve in any malpractice or illegal activity in the entrance test. In case, I have furnished any false information or involved in any malpractice or illegal activity, I know that, I am liable for criminal action as per the existing law.	
Land line with STD Code : <input type="text"/>		<input type="checkbox"/> I accept the Terms & Conditions.	
E-mail : <input type="text"/>		<input type="button" value="Submit"/>	

7. After the Online Application Form is completed and submitted, a Preview of the **FILLED IN ONLINE APPLICATION** form page will appear on the screen. The **Candidate's details** and a **Registration Id.** (which should be used for ALL future correspondence) will appear on the right side of the page.

You will view a **FILLED IN ONLINE APPLICATION FORM** page.

This page can be directly given for a print by clicking on the icon **Print** which is encircled as shown in the figure.



TSICET 2017

INTEGRATED COMMON ENTRANCE TEST
Conducted by Kakatiya University, Warangal on behalf of TSCHE
Filled In Online Application Form.



Application Number
100002

1. Candidate Details

Candidate's Name : GOUTHAM ACHARY MUNIGALA
Mother's Name : VITTALACHARY
Father's Name : KAMALAMMA
Date of Birth : 06/03/1976
Gender : Male
Birth State : TELANGANA
Birth District : HYDERABAD
Aadhar Card Number/ Enrollment No. : 2515458854300
Identification Marks : 1) A MOLE ON THE LEFT LEG ANGLE
: 2) A MOLE ON RIGHT HAND

2. Qualifying Examination

Year of Passing/App. the qualifying Exam : B. Sc.,
Hall Ticket Number of Qualifying Exam : Passed in 1997
Percentage of Marks : **BS97A25164**
Place of study of Degree or Equivalent : **65.00**
: Rural

3. Regional Center for appearing the test

4. Category : **12-HYDERABAD**
5. Local Area Status : **BC-B**
: **OU**

6. SSC or Equivalent

SSC Board : AP SSC - Regular
SSC Hall Ticket No : 1190727
SSC Year of Passing : 2154685464
SSC Place of Study : 03 / 1992
7. Non-Minority / Minority : **RURAL**

8. Special Category

9. Annual Income Of the Parents : More than Two Lakhs

10. Address for Correspondence

7-3-228/678
AMEERPET
PANJAGUTTA
HYDERABAD
500082
TELANGANA

Mobile No. : 9247045045
Land line with STD Code : 040-23830030
E-Mail : goutham@xyzmail.com

11. Maths in Intermediate / Degree

Intermediate Place of Study : Rural

12. Payment Details

Amount Paid : Rs. 350.00
Payment made through : mee Seva (e-Seva)
Transaction ID : E190454372

13. Help Line Centres

Preferred Help Line Centre : HYDERABAD, HYDERABAD District



Photo and Signature



Print